



Doosan Infracore  
Construction Equipment

# DX300LC SLR

Engine Power : DIN 6271, net      147kw (200ps) / 1,900rpm

SAE J1349, net      147kw (197HP) / 1,900rpm

Operating Weight : 30,000kg (111,800 lb) - STD.

Bucket Capacity(SAE) : 0.64m<sup>3</sup> (0.84cu.yd)



# Technical Data

## Engine

<b>Model</b>	DOOSAN DL06
<b>Rated flywheel horse power</b>	
DIN6271,net	147KW(200PS)at 1,900rpm
SAEJ1349,net	147KW(197HP)at 1,900rpm
<b>Piston Displacement</b>	7,640cc(466cu.in)

## Hydraulic System

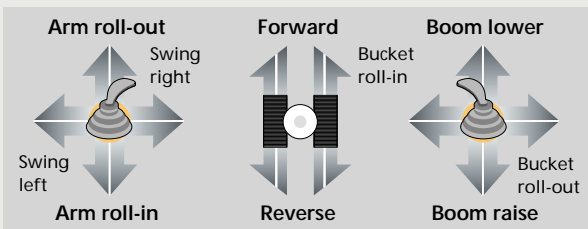
e-EPOS (Electronic Power Optimizing System) allows the operator to maximize work efficiency over a full range of operating conditions and to minimize fuel consumption.

- Hydraulic system assures fully independent and combined operations.
- Automatic 2 speed travel system for high traction force and travel speed.
- Cross-sensing and fuel saving pump system.
- Auto idle system.
- 2-Working / 2-power mode selection system.
- Computer aided engine-pump control.

<b>Main pumps</b>	Tandem, axial piston
Max.oil flow	2 X 247 ℓ /min (2 X 65.3 US gpm, 2 X 54.3 Imp gpm)
<b>Main relief valves</b>	
Boom/Arm/Bucket	Normal: 324bar (4,690psi, 330kgf/cm <sup>2</sup> ) Power Boost: 343bar(4,970psi, 350kgf/cm <sup>2</sup> )
Travel circuit	324bar(4,690psi, 330kgf/cm <sup>2</sup> )

## Controls. 2 Implement levers

<b>Lever control type</b>	Hydraulic pilot
<b>Lever pattern</b>	ISO



## Buckets

Capacity		Width		Weight	Recommendation
PCSA heaped	CECE heaped	Without side cutters	With side cutters		10.0m (32'10") Boom 7.0m (22'12") Arm
0.64m <sup>3</sup> (0.84cu.yd)	0.55m <sup>3</sup> (0.72cu.yd)	1,083mm (43")	1,167mm (46")	445 kg (981 lb)	-

## Hydraulic cylinders

Tractor type undercarriage. Heavy-duty track frame, all welded stress-relieved structure. Top grade materials are used for toughness. Side frames are welded, securely and rigidly, to the track frame. Lifetime-lubricated track rollers, idlers with floating seals and sprockets. Track shoes of induction-hardened rolled alloy with triple grousers. Specially heat-treated connecting pins. Track adjusters with shock-absorbing recoil springs.

Using retract chasis  $\geq 50$  tons class to achieve high stability and productivity.

<b>Shoe width</b>	600mm (2')
<b>Tumbler distance</b>	4,050mm (13'3")

## Weight

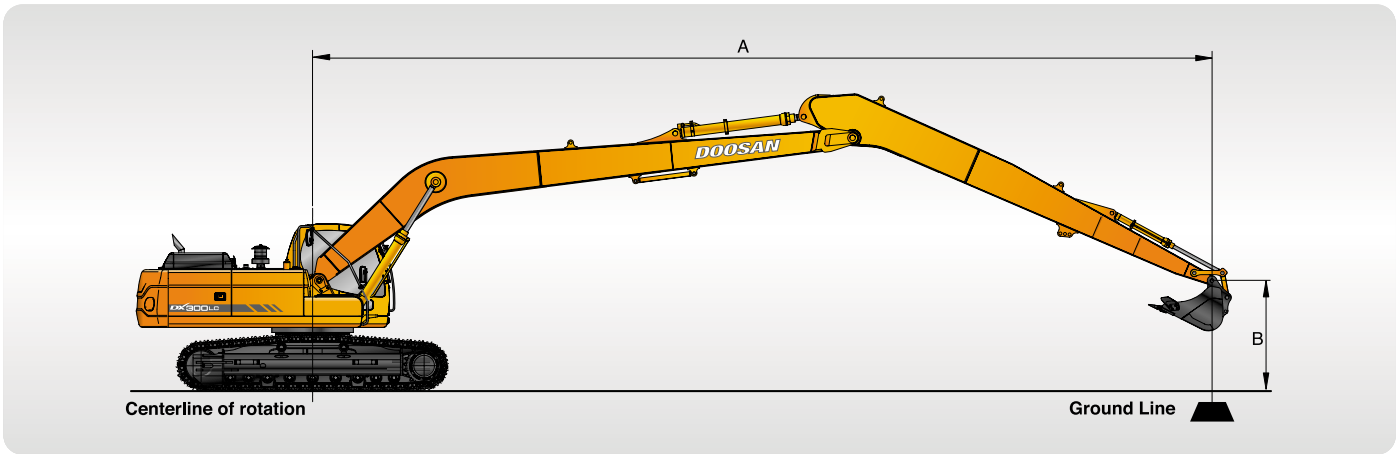
Equipped with 10.0m(32'10")boom, 7.0m(22'12")arm, and 0.64m<sup>3</sup> (0.84yd<sup>3</sup>; PCSA heaped) bucket and 600mm(24") shoes.

Shoe type	shoe width	Operating weight	Ground pressure
Triple grouser	600mm(24") (Std.)	30,000kg (66,140lb)	0.57kgf/cm <sup>2</sup> (56kpa, 8.1psi)
	700mm(28") (Opt.)	30,500kg (67,240lb)	0.50kgf/cm <sup>2</sup> (49kpa, 7.1psi)
	800mm(32") (Opt.)	30,900kg (68,120lb)	0.44kgf/cm <sup>2</sup> (43kpa, 6.3psi)
	850mm(34") (Opt.)	31,200kg (68,790lb)	0.42kgf/cm <sup>2</sup> (41kpa, 6.0psi)

## Service refill capacities

	Liters	US gal	Imp gal
Fuel tank	500	132.1	110
Cooling system	35	9.2	7.7
<b>Lubrication</b>	<b>Liters</b>	<b>US gal</b>	<b>Imp gal</b>
Engine oil	36	9.5	7.9
Swing drive(each)	6	1.5	1.3
Final drive(each)	7	1.8	1.5
Hydraulic tank	280	74	61.6

# Lifting Capacities



**Metric** Boom : 10,000mm(32'10") Arm : 7,000mm(22'12") Bucket : SAE 0.64m<sup>3</sup> HEAPED(CECE 0.55m<sup>3</sup>) Shoe : 600mm(2') Unit : 1,000kg

A(m)	2	3	4	5	6	7	8	9	10	11	12	13	14	15	16	Max. Reach																					
B(m)	🔧	🔧	🔧	🔧	🔧	🔧	🔧	🔧	🔧	🔧	🔧	🔧	🔧	🔧	🔧	🔧																					
12												*1.43	*1.43			*1.42	*1.42	13.01																			
11												*2.00	*2.00			*1.41	*1.41	13.73																			
10												*2.22	*2.22	*1.74	*1.74	*1.42	*1.42	14.34																			
9												*2.25	*2.25	*2.17	*2.17	*1.43	*1.43	14.86																			
8												*2.31	*2.31	*2.34	2.33	*1.77	*1.77	15.29																			
7												*2.41	*2.41	*2.41	2.29	*2.15	1.97	15.65																			
6												*2.56	*2.56	*2.52	*2.52	*2.49	2.25	*2.47	1.93	15.94																	
5												*2.73	*2.73	*2.65	2.55	*2.60	2.20	*2.56	1.90	16.16																	
4												*3.47	*3.47	*3.24	*3.24	*3.06	*3.06	*2.92	2.86	*2.80	2.47	*2.71	2.14	*2.65	1.85	*2.03	1.60	*1.61	1.53	16.31							
3			*3.83	*3.83	*9.49	*9.49	*7.11	*7.11	*5.75	*5.75	*4.89	*4.89	*4.30	*4.30	*3.87	*3.87	*3.55	*3.55	*3.31	3.21	*3.11	2.76	*2.96	2.39	*2.84	2.08	*2.75	1.80	*2.24	1.57	*1.67	1.48	16.40				
2			*1.70	*1.70	*5.35	*5.35	*8.52	*8.52	*6.72	*6.72	*5.59	*5.59	*4.82	*4.82	*4.27	4.21	*3.87	3.58	*3.56	3.08	*3.31	2.66	*3.12	2.31	*2.97	2.01	*2.85	1.76	*2.39	1.53	*1.74	1.44	16.43				
1			*1.62	*1.62	*3.85	*3.85	*7.72	*7.72	*7.58	7.03	*6.23	5.71	*5.32	4.75	*4.66	4.01	*4.18	3.43	*3.80	2.96	*3.51	2.57	*3.28	2.24	*3.10	1.95	2.87	1.71	*2.47	1.50	*1.82	1.42	16.40				
0(Grand)			*2.02	*2.02	*3.60	*3.60	*6.26	*6.26	*8.29	6.66	*6.79	5.43	*5.76	4.53	*5.02	3.84	*4.46	3.29	*4.04	2.85	*3.71	2.48	*3.44	2.16	3.17	1.90	2.83	1.67	*2.46	1.47	*1.92	1.41	16.31				
-1	*1.96	1.96	*2.57	*2.57	*3.81	*3.81	*5.89	*5.89	*8.83	6.39	*7.25	5.20	*6.14	4.34	*5.33	3.69	*4.72	3.17	*4.25	2.75	*3.88	2.40	3.50	2.10	3.11	1.85	2.79	1.63	*2.34	1.44	*2.04	1.41	16.15				
-2	*2.61	*2.61	*3.16	*3.16	*4.23	*4.23	*6.00	*6.00	*8.93	6.21	*7.61	5.03	*6.46	4.20	*5.60	3.56	*4.95	3.07	4.41	2.66	3.88	2.33	3.44	2.05	3.07	1.80	2.75	1.60			*2.18	1.43	15.93				
-3	*3.26	*3.26	*3.80	*3.80	*4.78	*4.78	*6.37	*6.37	*8.96	6.09	*7.87	4.92	*6.70	4.09	5.79	3.47	4.98	2.99	4.34	2.60	3.82	2.27	3.39	2.00	3.03	1.77	2.73	1.57			*2.34	1.46	15.65				
-4	*3.91	*3.91	*4.46	*4.46	*5.41	*5.41	*6.92	*6.92	*9.33	6.03	*8.03	4.84	6.78	4.02	5.72	3.40	4.91	2.93	4.28	2.55	3.77	2.23	3.36	1.97	3.01	1.75	2.71	1.56			*2.54	1.51	15.29				
-5	*4.58	*4.58	*5.17	*5.17	*6.12	*6.12	*7.61	*7.61	*9.64	6.00	*8.11	4.81	6.73	3.98	5.67	3.36	4.87	2.89	4.25	2.51	3.75	2.21	3.34	1.95	3.00	1.74					2.75	1.59	14.85				
-6	*5.28	*5.28	*5.91	*5.91	*6.90	*6.90	*8.42	7.93	*9.58	6.02	*8.10	4.80	6.72	3.96	5.65	3.35	4.85	2.87														3.11	1.82	13.72			
-7	*6.02	*6.02	*6.71	*6.71	*7.77	*7.77	*9.37	8.01	*9.41	6.06	*8.00	4.82	6.73	3.97	5.66	3.35	4.86	2.88	4.24	2.50	3.75	2.20	3.35	1.96													
-8	*6.80	*6.80	*7.57	*7.57	*8.73	*8.73	*10.48	8.11	*9.14	6.13	*7.81	4.88	6.77	4.01	5.69	3.38	4.88	2.90	4.26	2.53	3.78	2.23	3.39	2.00									3.39	2.00	13.01		
-9	*7.63	*7.63	*8.51	*8.51	*9.82	*9.82	*10.40	8.25	*8.75	6.23	*7.50	4.95	*6.53	4.07	*5.73	3.43	4.94	2.95	4.32	2.58	3.84	2.29											3.77	2.25	12.16		
-10	*8.52	*8.52	*9.55	*9.55	*11.05	*11.05	*9.70	8.43	*8.21	6.37	*7.06	5.06	*6.15	4.16	*5.39	3.52	*4.73	3.03	*4.13	2.66														4.03	2.61	11.17	
-11	*9.46	*9.46	*10.69	*10.69	*10.61	*10.61	*8.79	8.66	*7.47	6.54	*6.44	5.21	*5.60	4.29	*4.87	3.63																		4.21	3.16	9.97	
-12			*11.29	*11.29	*9.06	*9.06	*7.58	*7.58	*6.46	*6.46	*5.55	5.40	*4.76	4.47																				4.40	4.12	8.49	
-13									*5.00	*5.00																									4.57	4.57	6.52

**Feet** Unit : 1,000lb

A(ft)	10'	15'	20'	25'	30'	35'	40'	45'	50'	Max. Reach											
B(ft)	🔧	🔧	🔧	🔧	🔧	🔧	🔧	🔧	🔧	🔧											
40										*3.14	*3.14	42'19"									
35										*3.12	*3.12	45'74"									
30										*3.15	*3.15	48'52"									
25										*3.22	*3.22	50'64"									
20										*3.33	*3.33	52'20"									
15										*3.48	*3.48	53'25"									
10	*9.61	*9.61	*17.33	*17.33	*12.36	*12.36	*9.86	*9.86	*8.38	*8.38	*7.43	*7.43	*6.77	5.93	*6.32	4.77	*6.01	3.85	*3.67	3.26	53'80"
5	*3.67	*3.67	*15.12	*15.12	*15.44	*15.44	*11.79	11.53	*9.68	8.86	*8.33	6.99	*7.42	5.61	*6.78	4.55	6.21	3.70	*3.92	3.15	53'89"
0(Ground)	*4.59	*4.59	*10.90	*10.90	*17.89	*14.38	*13.48	10.67	*10.86	8.27	*9.19	6.58	*8.05	5.32	7.21	4.34	6.07	3.56	*4.24	3.11	53'51"
-5	*6.42	*6.42	*10.97	*10.97	*19.56	13.56	*14.78	10.04	*11.85	7.80	*9.93	6.24	8.42	5.07	7.03	4.17	5.95	3.45	*4.65	3.13	52'65"
-10	*8.52	*8.52	*12.40	*12.40	*20.49	13.12	*15.68	9.63	12.47	7.47	9.99	5.98	8.22	4.88	6.89	4.04	5.87	3.37	*5.18	3.23	51'28"
-15	*10.79	*10.79	*14.51	*14.51	*20.87	12.95	15.99	9.42	12.25	7.28	9.82	5.83	8.09	4.77	6.81	3.96			*5.90	3.42	49'37"
-20	*13.28	*13.28	*17.14	*17.14	*20.73	12.96	15.93	9.37	12.18	7.21	9.75	5.76	8.05	4.73	6.81	3.96			6.44	3.74	46'85"
-25	*16.05	*16.05	*20.35	*20.35	*20.09	13.13	*15.90	9.45	12.22	7.25	9.79	5.80	8.11	4.78					7.21	4.24	43'61"
-30	*19.20	*19.20	*24.30	21.05	*18.85	13.46	*15.05	9.67	*12.32	7.42	9.96	5.96							8.45	5.06	39'47"
-35	*22.84	*22.84	*21.73	*21.73	*16.81	13.95	*13.48	10.04	*10.95	7.74									9.15	6.50	34'10"
-40	*23.58	*23.58	*17.30	*17.30	*13.52	*13.52	*10.68	10.65											9.77	9.69	26'76"

1. RATINGS ARE BASED ON SAE J1097  
 2. THE LOAD POINT IS A HOOK LOCATED ON THE BACK OF THE BUCKET.  
 3. \* RATED LOADS ARE BASED ON HYDRAULIC CAPACITY.  
 4. RATED LOADS DO NOT EXCEED 87% OF HYD. CAPACITY OR 75% OF TIPPING CAPACITY.

🔧 : Rating Over Front  
 🏗️ : Rating Over Side or 360 degree

### Metric

Boom : 10,000mm(32'10") Arm : 7,000mm(22'12") Bucket : SAE 0.64m<sup>3</sup> HEAPED(CECE 0.55m<sup>3</sup>) Shoe : 800mm(2'7") Unit : 1,000kg

A(m)	2	3	4	5	6	7	8	9	10	11	12	13	14	15	16	Max. Reach																		
B(m)																			A(m)															
12												*1.43	*1.43						*1.42	*1.42	13.01													
11												*2.00	*2.00								*1.41	*1.41	13.73											
10												*2.22	*2.22	*1.74	*1.74								*1.42	*1.42	14.34									
9												*2.25	*2.25	*2.17	*2.17										*1.43	*1.43	14.86							
8												*2.31	*2.31	*2.34	2.30	*1.77	*1.77									*1.45	*1.45	15.29						
7												*2.41	*2.41	*2.41	*2.41	2.27	*2.15	1.94									*1.48	*1.48	15.65					
6												*2.56	*2.56	*2.52	*2.52	*2.49	2.22	*2.47	1.91									*1.51	*1.51	15.94				
5												*2.83	*2.83	*2.73	*2.65	2.52	*2.60	2.17	*2.56	1.87	*1.76	1.61						*1.56	*1.56	16.16				
4																													*1.61	1.51	16.31			
3			*3.83	*3.83	*9.49	*9.49	*7.11	*7.11	*5.75	*5.75	*4.89	*4.89	*4.30	*4.30	*3.87	*3.87	*3.55	*3.55	*3.31	3.17	*3.11	2.73	*2.96	2.36	*2.84	2.05	*2.75	1.78	*2.24	1.54	*1.67	1.46	16.40	
2			*1.70	*1.70	*5.35	*5.35	*8.52	*8.52	*6.72	*6.72	*5.59	*5.59	*4.82	*4.82	*4.27	4.17	*3.87	3.55	*3.56	3.04	*3.31	2.63	*3.12	2.28	*2.97	1.99	*2.85	1.73	*2.39	1.51	*1.74	1.42	16.43	
1			*1.62	*1.62	*3.85	*3.85	*7.72	*7.72	*7.58	6.96	*6.23	5.65	*5.32	4.70	*4.66	3.97	*4.18	3.39	*3.80	2.92	*3.51	2.53	*3.28	2.21	*3.10	1.93	2.86	1.69	*2.47	1.48	*1.82	1.40	16.40	
0(Grand)			*2.02	*2.02	*3.60	*3.60	*6.26	*6.26	*8.29	6.59	*6.79	5.37	*5.76	4.48	*5.02	3.79	*4.46	3.25	*4.04	2.81	*3.71	2.45	*3.44	2.14	3.15	1.87	2.81	1.64	*2.46	1.44	*1.92	1.39	16.31	
-1	*1.96	*1.96	*2.57	*2.57	*3.81	*3.81	*5.89	*5.89	*8.83	6.32	*7.25	5.14	*6.14	4.29	*5.33	3.64	*4.72	3.13	*4.25	2.71	*3.88	2.37	3.48	2.07	3.10	1.82	2.77	1.60	*2.34	1.42	*2.04	1.39	16.15	
-2	*2.61	*2.61	*3.16	*3.16	*4.23	*4.23	*6.00	*6.00	*8.93	6.14	*7.61	4.97	*6.46	4.15	*5.60	3.52	*4.95	3.03	4.39	2.63	3.86	2.30	3.42	2.02	3.05	1.78	2.74	1.57			*2.18	1.41	15.93	
-3	*3.26	*3.26	*3.80	*3.80	*4.78	*4.78	*6.37	*6.37	*8.96	6.02	*7.87	4.86	*6.70	4.04	5.77	3.43	4.96	2.95	4.32	2.56	3.80	2.24	3.38	1.97	3.02	1.74	2.72	1.55			*2.34	1.44	15.65	
-4	*3.91	*3.91	*4.46	*4.46	*5.41	*5.41	*6.92	*6.92	*9.33	5.95	*8.03	4.78	6.76	3.97	5.70	3.36	4.89	2.89	4.27	2.51	3.76	2.20	3.34	1.94	3.00	1.72	2.70	1.54			*2.54	1.49	15.29	
-5	*4.58	*4.58	*5.17	*5.17	*6.12	*6.12	*7.61	*7.61	*9.64	5.93	*8.11	4.75	6.71	3.93	5.65	3.32	4.85	2.85	4.23	2.48	3.73	2.18	3.32	1.92	2.98	1.71					2.74	1.56	14.85	
-6	*5.28	*5.28	*5.91	*5.91	*6.90	*6.90	*8.42	7.84	*9.58	5.94	*8.10	4.74	6.70	3.91	5.63	3.30	4.84	2.84	4.22	2.47	3.72	2.17	3.32	1.92	2.99	1.72					2.89	1.66	14.33	
-7	*6.02	*6.02	*6.71	*6.71	*7.77	*7.77	*9.37	7.91	*9.41	5.99	*8.00	4.77	6.71	3.92	5.64	3.31	4.84	2.84	4.22	2.47	3.73	2.17	3.33	1.93							3.10	1.79	13.72	
-8	*6.80	*6.80	*7.57	*7.57	*8.73	*8.73	*10.48	8.02	*9.14	6.06	*7.81	4.82	6.75	3.96	5.67	3.34	4.87	2.86	4.25	2.49	3.76	2.20	3.37	1.97							3.37	1.97	13.01	
-9	*7.63	*7.63	*8.51	*8.51	*9.82	*9.82	*10.40	8.16	*8.75	6.16	*7.50	4.89	*6.53	4.02	5.73	3.39	4.92	2.91	4.30	2.54	3.82	2.26									3.75	2.22	12.16	
-10	*8.52	*8.52	*9.55	*9.55	*11.05	*11.05	*9.70	8.34	*8.21	6.30	*7.06	5.00	*6.15	4.11	*5.39	3.47	*4.73	2.99	*4.13	2.63												4.03	2.58	11.17
-11	*9.46	*9.46	*10.69	*10.69	*10.61	*10.61	*8.79	8.57	*7.47	6.47	*6.44	5.15	*5.60	4.24	*4.87	3.59																4.21	3.13	9.97
-12			*11.29	*11.29	*9.06	*9.06	*7.58	*7.58	*6.46	*6.46	*5.55	5.34	*4.76	4.42																		4.40	4.08	8.49
-13							*5.00	*5.00																								4.57	*4.57	6.52

### Feet

Unit : 1,000lb

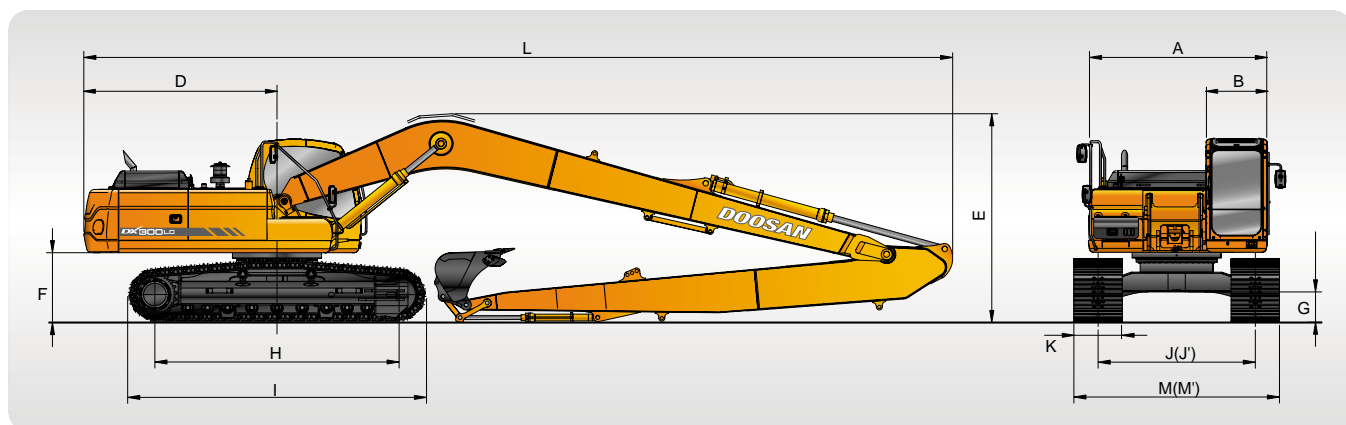
A(ft)	10'	15'	20'	25'	30'	35'	40'	45'	50'	Max. Reach													
B(ft)													A(ft)										
40													*3.14	*3.14	42'19"								
35													*3.60	*3.60	45'74"								
30													*5.04	*5.04	48'52"								
25													*5.15	*5.15	*5.20	*5.20	*3.71	*3.71	*3.22	*3.22	50'64"		
20													*5.59	*5.59	*5.49	5.13	*4.94	4.06	*3.33	*3.33	52'20"		
15													*6.55	*6.55	*6.15	*6.15	*5.87	4.93	*5.71	3.94	*3.48	3.39	53'25"
10	*9.61	*9.61	*17.33	*17.33	*12.36	*12.36	*9.86	*9.86	*8.38	*8.38	*7.43	7.37	*6.77	5.86	*6.32	4.71	*6.01	3.80	*3.67	3.21	53'80"		
5	*3.67	*3.67	*15.12	*15.12	*15.44	*15.44	*11.79	11.41	*9.68	8.76	*8.33	6.91	*7.42	5.55	*6.78	4.49	6.19	3.65	*3.92	3.10	53'89"		
0(Ground)	*4.59	*4.59	*10.90	*10.90	*17.89	14.23	*13.48	10.55	*10.86	8.17	*9.19	6.50	*8.05	5.25	7.19	4.28	6.04	3.51	*4.24	3.06	53'51"		
-5	*6.42	*6.42	*10.97	*10.97	*19.56	13.41	*14.78	9.92	*11.85	7.71	*9.93	6.16	8.39	5.00	7.00	4.11	5.92	3.40	*4.65	3.08	52'65"		
-10	*8.52	*8.52	*12.40	*12.40	*20.49	12.97	*15.68	9.52	12.42	7.38	9.95	5.91	8.19	4.82	6.86	3.98	5.84	3.32	*5.18	3.18	51'28"		
-15	*10.79	*10.79	*14.51	*14.51	*20.87	12.79	15.93	9.30	12.21	7.19	9.78	5.75	8.06	4.70	6.79	3.90			*5.90	3.37	49'37"		
-20	*13.28	*13.28	*17.14	*17.14	*20.73	12.81	15.87	9.25	12.13	7.11	9.71	5.69	8.02	4.66	6.79	3.90			6.42	3.68	46'85"		
-25	*16.05	*16.05	*20.35	20.27	*20.09	12.98	*15.90	9.33	12.18	7.16	9.75	5.72	8.08	4.72					7.18	4.18	43'61"		
-30	*19.20	*19.20	*24.30	20.82	*18.85	13.30	*15.05	9.55	*12.32	7.33	9.92	5.88							8.42	4.99	39'47"		
-35	*22.84	*22.84	*21.73	21.57	*16.81	13.80	*13.48	9.92	*10.95	7.65									*9.15	6.42	34'10"		
-40	*23.58	*23.58	*17.30	*17.30	*13.52	*13.52	*10.68	10.53											*9.77	9.59	26'76"		

1. RATINGS ARE BASED ON SAE J1097
2. THE LOAD POINT IS A HOOK LOCATED ON THE BACK OF THE BUCKET.
3. \* RATED LOADS ARE BASED ON HYDRAULIC CAPACITY.
4. RATED LOADS DO NOT EXCEED 87% OF HYD. CAPACITY OR 75% OF TIPPING CAPACITY.

: Rating Over Front  
 : Rating Over Side or 360 degree

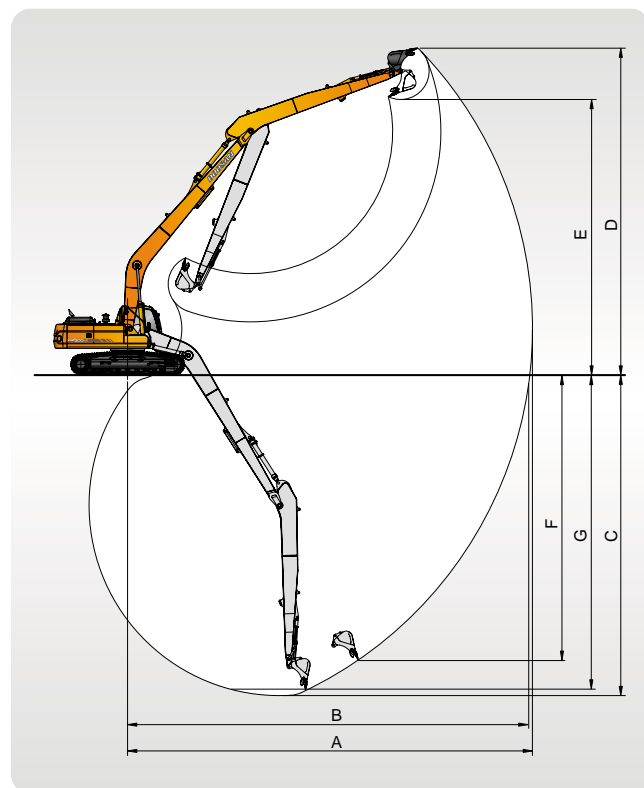
# Dimensions & Working Ranges

**DX Dimensions (10,000mm(32'10") Boom, 7,000mm(22'12") Arm, 600mm(24") shoe) - Std.**



A Overall width of upper structure	2,960mm(9'9")
B Overall width of cab	960mm(3'2")
C Overall height of cab	3,065mm(10'1")
D Tail swing radius	3,200mm(10'6")
E Overall height	3,455mm(11'4")
F Clearance under counterweight	1,175mm(3'10")
G Ground clearance	500mm(1'8")
H Tumbler distance	4,010mm(13'2")
I Track length	4,930mm(16'2")
J Track gauge (Standard Track)	2,600mm(8'6")
J' Track gauge (Narrow Track)	2,400mm(7'10")
K Track shoe width	600mm (2')
L Overall length	14,370mm(47'2")
M Overall track width (Standard Track)	3,200mm(10'6")
M' Overall track width (Narrow Track)	3,000mm(9'10")

**DX Working ranges (Std.)**



**DX Digging forces(Maximum radialtooth forces)**

	(Std.) 7.0m Arm
Bucket digging force	20,400 kgf
	200.3 kn
	45,000 lbf
Arm digging force	7,400 kgf
	72.6 kn
	16,300 lbf

\*At power boost  
\*ISO

Boom length	(Std.) 10,000mm (32'10")
Arm length	(Std.) 7,000mm (22'12")
Bucket type(pcsa)	(Std.) 0.64m <sup>3</sup>
A. Max. digging reach	17,520mm(57'6")
B. Max. digging reach at ground level	17,405mm(57'1")
C. Max. digging depth	13,875mm(45'6")
D. Max. digging height	14,155mm(46'5")
E. Max. dumping height	11,930mm(39'2")
F. Max. vertical wall digging depth	11,630mm(38'2")
G. Max. digging depth (8' level)	13,790mm (45'3")



**Seoul Office :**

Doosan Tower 27TH FL. 18-12, Euljiro-6Ga,  
Jung-Gu, Seoul, Korea 100-730

Tel : +82-2-3398-8114

Fax : +82-2-3398-8117

[www.doosaninfracore.com](http://www.doosaninfracore.com)

**Doosan Infracore Europe S.A.**

1A, Rue Achille Degrâce, 7080 Frameries, Belgium  
Tel : +32-65-61-3230 Fax : +32-65-67-7338

**Doosan Infracore U.K., Ltd.**

Doosan House, Unit 6.3, Nantgarw Park, Cardiff CF47QU, U.K.  
Tel : +44-1443-84-2273 Fax : +44-1443-84-1933

**Doosan Infracore Germany GmbH**

Hans-Böeckler strasse 29, D-40764, Langenfeld-Fuhrkamp, Germany  
Tel : +49-2173-8509-18 Fax : +49-2173-8509-45

**Doosan Infracore France**

ZAC de La Clef Saint Pierre - Buroplus 21A Avenue Jean d'Alembert  
78990 Elancourt, France  
Tel : +33 (0)1 30 16 21 41 Fax : +33 (0)1 30 16 21 44

**Doosan Infracore America Corporation**

2905 Shawnee Industrial Way, Suwanee, Georgia 30024, U. S. A  
Tel : +1-770-831-2200 Fax : +1-770-831-0480

**Doosan Infracore (China) Co., Ltd.**

#28, Wuzhishan Road, Eco. & Tech, Development Zone, Yantai, Shandong, China  
Tel : +86-535-638-2000 Fax : +86-535-638-2004

**Doosan Infracore Xinjiang Machinery Co.,Ltd.**

No. 178, Hetanbei Road, Wulumuqi, Xinjiang, China  
Tel : +86-991-469-7217 Fax : +86-991-469-8641

**Doosan Infracore Liaoning Machinery Co.,Ltd.**

No.32 DongLing Road, DongLing District, ShenYang, Liaoning, China  
Tel : +86-24-8841-1407 Fax : +86-24-8841-1404

**Doosan Infracore South Africa (PTY)LTD.**

60C Electron Road, Isando 1600, Johannesburg, South Africa  
Tel : 27-11-974-2095 Fax : 27-11-974-2778

**Doosan Infracore Middle East Center(Dubai)**

P.O.Box 183127, Al-Serkal Building, Air Port Road,Dubai, U.A.E  
Tel : +971-4-295-2781~2 Fax:+971-4-295-2783



PBP D300C50S 0701

The illustrations do not necessary show the product in standard version.  
All products and equipments are not available in all markets.  
Materials and specifications are subjects to change without prior notice.